



INDIAN ASSOCIATION FOR CRYSTAL GROWTH

Since
1982

January 2016 | Issue 28

IACG NEWS LETTER

In this Issue

- IACG-Editorial Message
- Sankaranarayanan-Ramasamy (SR) Method of Crystal Growth
- Characterization Facilities: Availability
- Novel work done in Crystal Growth
- International Conference/Laboratory Visit
- Young/Senior Researchers Forum
- Crystal Related Discoveries & Invention of Crystal Growth methods
- Conference Highlights
- Forth-coming Events in 2016
- Crystal Growth Research Groups
- Crystal Growth related Journals with Impact Factor - January 2016
- Fellowships Available in India
- Past Conferences/Seminars/Workshops
- Honors/Awards
- Norms for IACG "Prof. P. Ramasamy National Award for Crystal Growth"

P.12

Effect of pH on the morphology, mechanical and optical properties of L-Arginine Monohydrobromide Monohydrate (LAHBr) single crystals

P.13

Growth of $\langle 001 \rangle$ oriented cylindrical shape DKDP crystal by solute-feed based Unidirectional growth technique and its characterization

P.14

Development of Single Crystals and Devices based on crystals for Nuclear Industry

P.16

Design and Construction of Shock Tube and its applications in Single Crystals

President
Prof. P. Ramasamy


Treasurer
Dr. R. Gopalakrishnan

Editor
Dr. Muthu Senthil Pandian

RECENTLY GROWN TECHNOLOGICALLY IMPORTANT SINGLE CRYSTALS



**LiBaF₃-Prof.P.Ramasamy
SSN CE**




**Sodium p-Nitrphenol
Dr.Muthu Senthil Pandian, SSN RC**



**Lithium Niobate-
Dr.G.Bhagavannarayana, NPL**




**DyMnO₃-Dr.Suja
Elizabeth, IISc**



**Paracetamol-Dr.K.Srinivasan
Bharathiyar University**



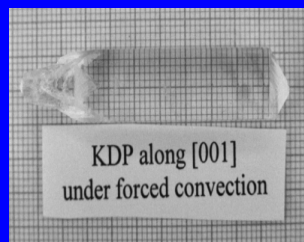
**LLDP-Dr.R.Ramesh Babu
Bharathidasan University**



**M2A5B-Dr.R.Gopalakrishnan
Anna University**



**NaCl - Dr.Binay
Kumar, University of Delhi**



**SR grown KDP Crystal
Dr.Sunil Verma, RRCAT**



**PYPHB-Dr.S.Bragadeeswaran
BIT-AnnaUniversity, Trichy**




**3PB-Dr.S.Kalainathan
VIT-Vellore**



**Bismuth Telluride
Dr.N.Vijayan, NPL**



**Lithium Iodate-
Dr.P.Rajesh, SSNCE**




**PS-Dr.R.Mohan Kumar
Presidency College**



**Gd₃Ga₃Al₂O₁₂:Ce under UV light-
Dr.S.C.Gadkari, BARC**



**DKDP-Dr.S.K.Sharma
RRCAT**



**PCHP-Dr.S.P.Meenakshi-
sundaram, Annamalai Univ**




**NPLi-Dr.S.Jerome Das
Loyola College**



**TMBC-Dr.S.M.Dharmaprakash
Mangalore University**



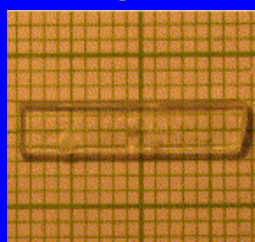
**1,3,5 Triphenylbenzene-
Dr.K.Sankaranarayanan, AU**



**N,N-dimethylurea Picrate-
Dr.P.Selvarajan, ACAS**




**IIP-Dr.P.Murugakoothan
Pachaiyappa's College**



**L-LN-Dr.Tanusree Kar
IACS, Kolkatta**



**Ru-LN
Dr.B.Riscob, IPR**



**TSCPACd-
Dr.K.Ramamurthi, SRM**



**LTA -Dr. J. Madhavan
Loyola College**



Editorial Message

It is a great pleasure for me to present you the TWENTY EIGHTH issue of IACG NEWS LETTER-2016. An enthusiastic note is that the number of the Crystal Growth members is increasing tremendously. To date we have about 350 Crystal Growth research active life members. The immense support and encouragement we have been receiving from the Indian Crystal Growth Community has given us enthusiasm to bring out the Twenty Eighth Issue of our IACG News Letter-2016. This newsletter makes aware of achievements and the new developments achieved by the Indian Crystal Growth community. The objectives of the association are to promote, encourage and develop the theory and practice of growth of Crystals, to organize Conferences, Seminars, Workshops, hands on training etc., in various parts of the country, to educate the people at various levels and offer a proper platform for reporting and discussing new developments in the field of Crystal Growth.

IACG has successfully organized NINETEEN Crystal Growth seminars, many of them with International Participation. All major Indian Crystal Growth laboratories and research institutions participate in the National Seminar on Crystal Growth (NSCG). The XIX NSCG-2015 provided a platform for the research community in Crystal Growth and characterizations to meet, discuss and share the latest advances in these fields. Three days of togetherness has developed a strong and healthy support between the experts in the field of Crystal Growth. Many novel and innovative ideas to reform the field of Crystal Growth and its applications and related areas, were evolved through the discussions and sharing between the distinguished professors and renowned scientists from the different parts of the country. Interaction with the eminent personalities has been a great motivation to the research scholars and post graduate students who participated in the conference. Discussions on student exchange programme with reputed institutions were initiated.

NSCG is held in different cities as annual event. This year it is being organized at BARC, Mumbai during 19-21st January 2016. The present "XX National Seminar on Crystal Growth-2016" is a major event for us involving several Senior and Young Scientists. This year the topics of symposium include: Growth of Single Crystals, Crystal Growth Equipment and Techniques, Modelling and Simulation for Crystal Growth and Properties, Characterization Techniques, Single Crystalline Films, Nano Crystals, Applications of Single Crystals, Devices based on Single Crystals and Their Societal Benefits. The participants range from budding researchers to eminent scientists and the NSCG forum provides a great opportunity for a two-way interaction between young researchers just starting to work in Crystal Growth and experienced scientists reviewing a particular topic or providing an in-depth study. The current seminar includes 20 Invited Lectures, 6 Young Crystal Grower Award presentations and more than 150 contributed papers as oral, poster and crystal display presentations from many National Laboratories, Universities and Research Institutes. To recognize the young researchers YOUNG CRYSTAL GROWER AWARD presentation is now introduced by IACG. The young researchers who are pursuing their career in the field of Crystal Growth and below 40 years of age are eligible to apply for this award.


The 18th International Conference on Crystal Growth and Epitaxy (ICCGE-18) will be held during 7-12 August 2016 in Nagoya, Japan. The conference will provide sessions of the presentation and discussion regarding recent research and development activities in all aspects of crystal growth. The technical program will include both oral and poster sessions, as well as plenary and invited talks to provide a complete picture of the latest developments in Crystal Growth. Researchers who are playing active roles in frontiers of wide-ranging fields of crystal growth will give lectures on a wide array of topics ranging from instructive topics to the latest topics. Researchers will therefore have an opportunity to systematically learn about crystal growth from its fundamentals to its applications. (Web: <http://www.iccge18.jp/>)

Every effort has been made to bring to you the most of the news in a brief manner.

Dr. Muthu Senthil Pandian
Editor, Indian Association for Crystal Growth, News Letter, Issue-28

Sankaranarayanan - Ramasamy (SR) Method of Crystal Growth


- ❑ Sankaranarayanan-Ramasamy (SR) method was discovered in the year 2005.
- ❑ 135 Papers have so far appeared in International Peer Reviewed Journals.
- ❑ 32 Journals have published SR method papers.
- ❑ 150 Researchers published papers in SR method.
- ❑ 9 Projects have been funded (BRNS, DST, AICTE, UGC, CSIR).
- ❑ Several laboratories in India and Abroad are growing crystals by SR method.
- ❑ 1350 mm length & 55 mm diameter of BP crystal was grown by SR method.
- ❑ Positive & Negative solubility material, High, moderate and low solubility materials were all grown by SR method.



World's first unidirectional method grown crystal from solution - 2004
K. Sankaranarayanan et. al.



650 mm long unidirectional method grown crystal - 2008
M. Arivanandhan et. al.



1350 mm long unidirectional method grown Benzophenone crystal - 2012
Muthu Senthil Pandian, K. Boopathi et.al.

Most Cited Articles in SR method of Crystal Growth

No	Authors	Journal	Title	Citations
1	K. Sankaranarayanan P. Ramasamy	Journal of Crystal Growth, Vol.280, pp. 467-473, 2005	Unidirectional seeded single crystal growth from solution of benzophenone	92
2	Muthu Senthil Pandian N. Balamurugan V. Ganesh K. Kishan Rao P. Ramasamy	Materials Letters, Vol.62, pp. 3830-3832, 2008	Growth of TGS single crystal by conventional and SR method and its analysis on the basis of mechanical, thermal, optical and etching studies	45
3	N. Balamurugan P. Ramasamy	Crystal Growth and Design, Vol.6, pp. 1642-1644, 2006	Investigations of the growth rate formula and bulk laser damage threshold KDP crystal growth from aqueous solution by the Sankaranarayanan-Ramasamy (SR) method	36

CHARACTERIZATION FACILITIES: AVAILABILITY



FTIR, UV, Conductivity, Dielectric

Prof. P. Ramasamy, President-IACG
Dean (Research)
SSN College of Engineering
Chennai-603 110, Tamilnadu
Email: ramasamp@ssn.edu.in



High Resolution X-ray Diffraction

Prof. K. K. Maurya, Principal Scientist
Crystal Growth and Crystallography
Section, National Physical Laboratory
New Delhi-110 012,
Email: kkmaurya@nplindia.org



P-E Hysteresis and d_{33} coefficient

Prof. Binay Kumar
Crystal Lab, Department of Physics and
Astro Physics, University of Delhi,
New Delhi-110 007,
Email: bkumar@physics.du.ac.in



Single Crystal X-ray Diffraction

Prof. Rajni Kant
Department of Physics
University of Jammu
Jammu-180006
Email: rkant.ju@gmail.com



Laser Damage Threshold

Prof. S. Kalainathan, Deputy Director
Centre for Crystal Growth
VIT University
Vellore-632 014, Tamilnadu
Email: kalainathan@yahoo.com



Vickers Microhardness

Dr. R. Gopalakrishnan, Associate
Professor, Crystal Research Laboratory,
Department of Physics, Anna University,
Chennai-600 025, Tamilnadu
Email: krgkrishnan@annauniv.edu



Chemical Etching

Dr. S. Brahadéeswaran
Head, Department of Physics
BIT-Anna University
Trichy-620 024
Email: sbrag67@yahoo.com



Optical Imaging and Birefringence

Dr. Sunil Verma, Scientific Officer-G,
Laser Materials Development Devices
and Division, RRCAT,
Indore-452 013, Madhya Pradesh,
Email: sverma118@gmail.com



Dielectrics and Hall Effect

Dr. R. Ramesh Babu, Assistant
Professor, Department of Physics,
Bharathidasan University,
Tiruchirappalli-620 024, Tamilnadu,
Email: rampap2k@yahoo.co.in



Refractive Index

Prof. D. Rajan Babu
School of Advanced Sciences
VIT University
Vellore-632 014, Tamilnadu
Email: drajanbabu@vit.ac.in



Photo Luminescence (PL)

Dr. U. Madhusoodanan, Scientist-E,
Radiation Safety Division, Indira Gandhi
Centre for Advanced Research,
Kalpakkam-603 102, Tamilnadu,
Email: ums@igcar.gov.in



Second Harmonic Generation

Prof. P. Ramamurthi, Director
National Centre for Ultrafast Process
University of Madras
Taramani Campus, Chennai
Email: murthy@unom.ac.in

**Recipients of Indian Association for Crystal Growth (IACG)
“Prof. P. RAMASAMY National Award for Crystal Growth”**

Year	Recipient(s)
2000	Dr. P. Santhana Raghavan , <i>Managing Director</i> GT Solar Corporation Limited, USA. Dr. G. Dhanaraj , <i>Scientist</i> Department of Materials Sciences and Engineering, Stony Brook University, USA .
2002	Prof. R. Dhanasekaran , <i>Emeritus Professor</i> Crystal Growth Centre, Anna University, Chennai.
2003	Prof. M. Ichimura , <i>Head</i> Dept. of Electrical & Electronic Engineering, Nagoya Institute of Technology, Japan.
2004	Prof. K. Sankaranarayanan , <i>Professor</i> Department of Physics, Alagappa University, Karaikudi.
2005	Dr. R. Gopalakrishnan , <i>Associate Professor</i> Crystal Research Laboratory, Department of Physics, Anna University, Chennai.
2006	Prof. C. K. Mahadevan , <i>Professor</i> Physics Research Centre, Department of Physics, S.T. Hindu College, Nagercoil.
2007	Dr. N. Vijayan , <i>Senior Scientist</i> X-ray analysis & Crystal Growth Section, National Physical Laboratory, New Delhi.
2008	Prof. S. Moorthy Babu , <i>Head, Centre for Nanoscience and Technology</i> Crystal Growth Centre, Anna University, Chennai.
2009	Prof. K. Ramamurthi , <i>Head</i> Department of Physics, Bharathidasan University, Trichirappalli. Dr. S. Ganesa Moorthy , <i>Scientific Officer-F</i> Laser Materials Development Devices & Division, RRCAT, Indore.
2010	Prof. G. Bhagavannarayana , <i>Chief Scientist & Head</i> Crystal Growth & X-ray analysis sec., NPL, New Delhi. Prof. S. Kalainathan , <i>Deputy Director</i> Centre for Crystal Growth, VIT University, Vellore.
2012	Dr. S. C. Gadkari , <i>Outstanding Scientist and Head</i> Crystal Technology Section, Technical Physics Division, Bhabha Atomic Research Centre, Trombay, Mumbai-400085
2015	Prof. K. Byrappa , <i>Vice-Chancellor</i> Mangalore University, Karnataka. Dr. A. K. Karnal , <i>Scientific Officer-G</i> Laser Materials Development Devices & Division, Raja Rammana Centre for Advanced Technology (RRCAT), Indore.

Crystal Growth Seminars organized by Indian Association for Crystal Growth (IACG)

No	Name of the Programme	Place	Period
1	1 st National Seminar on Crystal Growth (NSCG-1982)	Crystal Growth Centre Anna University, Chennai-600 025	4-6 October 1982
2	2 nd National Seminar on Crystal Growth (II NSCG-1983)	Crystal Growth Centre Anna University, Chennai-600 025	27-30 August 1983
3	3 rd National Seminar on Crystal growth (III NSCG-1987)	Crystal Growth Centre Anna University, Chennai-600 025	16-19 February 1987
4	4 th National Seminar on Crystal Growth (IV NSCG-1989)	University of Mysore Mysore, Karnataka-570 005	3-6 August 1989
5	5 th National Seminar on Crystal Growth (V NSCG-1993)	Crystal Growth Centre Anna University, Chennai-600 025	18-20 November 1993
6	6 th National Seminar on Crystal Growth (VI NSCG-1995)	Crystal Growth Centre Anna University, Chennai-600 025	12-15 February 1995
7	7 th National Seminar on Crystal Growth (VII NSCG-1997)	Department of Physics Alagappa University, Karaikudi-630003	6-8 January 1997
8	8 th National Seminar on Crystal Growth (VIII NSCG-1999)	Crystal Growth Centre Anna University, Chennai-600 025	3-5 February 1999
9	9 th National Seminar on Crystal Growth (IX NSCG-2003)	Crystal Growth Centre Anna University, Chennai-600 025	24-26 February 2003
10	10 th National Seminar on Crystal Growth (X NSCG-2005)	Department of Physics Kongu Engineering College Erode-638 052	27-29 January 2005
11	11 th National Seminar on Crystal Growth (XI NSCG-2006)	Centre for Crystal Growth SSN CE, Chennai-603 110	7-9 December 2006
12	12 th National Seminar on Crystal Growth (XII NSCG-2007)	Centre for Crystal Growth SSN CE, Chennai-603 110	21-23 December 2007
13	13 th National Seminar on Crystal Growth (XIII NSCG-2009)	Centre for Crystal Growth SSN CE, Chennai-603 110	27-29 January 2009
14	14 th National Seminar on Crystal Growth (XIV NSCG-2010)	Centre for Crystal Growth VIT University, Vellore-632 014	10-12 March 2010
15	15 th National Seminar on Crystal Growth (XV NSCG-2011)	PSN College of Engineering Tirunelveli-627 152	23-25 February 2011
16	16 th National Seminar on Crystal Growth (XVI NSCG-2012)	Department of Physics Aditanar College of Arts & Science Tiruchendur-628 216	19-21 January 2012
17	17 th National Seminar on Crystal Growth (XVII NSCG-2013)	Department of Physics Anna University Chennai-600 025	9-11 January 2013
18	18 th National Seminar on Crystal Growth (XVIII NSCG-2014)	Centre for Crystal Growth SSN College of Engineering Chennai-603 110	24-26 February 2014
19	19 th National Seminar on Crystal Growth (XIX NSCG-2015)	Centre for Crystal Growth VIT University Vellore-632 014	12-14 March 2015
20	20 th National Seminar on Crystal Growth (XX NSCG-2016)	Bhabha Atomic Research Centre (BARC) Mumbai-400094	19-21 January 2016

YOUNG/SENIOR RESEARCHERS FORUM



Crystal Growers get Best Paper Awards in DAE-SSPS



Dr. M. MAGESH

Post Doctoral Fellow, SSN CE
58th DAE SSPS-2013
Thapar University, Punjab
17-21 December 2013



Dr. K. BOOPATHI

Post Doctoral Fellow, SSN CE
59th DAE SSPS-2014
VIT University, Tamilnadu
16-20 December 2014



Dr. K. ARAVINTH

Research Scientist, SSN RC
60th DAE SSPS-2015
Amity University, Noida
21-25 December 2015



Dr. Binay Kumar, Crystal Lab, University of Delhi received the Crystal Growth project in **DRDO**.

Title: Flux growth of Pb ($Mg_{1/3}Nb_{2/3}$)O₃-PbTiO₃ (PMNT) single crystals for piezoelectric and pyroelectric applications

Duration: 2015-2018



Dr. P. Selvarajan, Associate Professor, Department of Physics, Aditanar College of Arts and Science, Tiruchendur received the "**Outstanding Reviewer Award**" in Journal of Crystal Growth and Materials Science and Engineering B.

Dr. Sir. C. V. Raman Memorial Endowment Lecture




Department of Physics, National College, Tiruchirappalli conducted a Dr. Sir. C. V. Raman Memorial Lecture on 12th November 2015. **Dr. R. Chitamabram**, Principal Scientific Advisor to Government of India delivered the special lecture on Materials Science. **Dr. A. T. Ravichandran** introduced the Chief Guest. Around 60 staff members, 150 research scholars are participated in this lecture. **Dr. S. Pari**, proposed the vote of thanks.



Prof. Rajnikant Department of Physics University of Jammu Jammu

Professor Rajni Kant has been nominated as a member to the IUCr-INSa National Committee on Crystallography for a period of four years, starting from January 1st 2016-December 31st 2019. The National Committee is headed by Prof. Shekhar Mande and other members of the committee are Prof. G.R. Desiraju (IISc Bangalore), Prof. Y.S. Tyagi (BARC), Prof. D. Pandey (BHU Varanasi), Prof. Punit Kour (AIIMS New Delhi), Prof. B. Gopal (IISc Bangalore).

Professor Rajni Kant has been appointed as Editor-in-Chief, Open Journal of Inorganic Chemistry, published by Science Research Publishing (USA), for a period of Two years starting from June 2015. The impact factor of the journal is 0.976.



Best Innovative Researcher Award-2015: Awarded to **Dr.N. Vijayan**, Senior Scientist, CSIR-NPL, New Delhi for his outstanding contribution to Crystal Growth and Characterization by Noorul Islam University (Deemed University), Kumaran Koil, Nagercoil, Tamil Nadu. This carries Citation, Plaque and Cash Award.



Dr. Muthu Senthil Pandian delivering product presentation in Workshop on Light Emitting Devices and Materials, Department of Physics, Govt. College, Rajamundry, AP during 20th November 2015



Prof. K.K.Bamzai, Crystal Growth & Materials Research Laboratory, Department of Physics & Electronics, University of Jammu, received 2015 prestigious Materials Research Society of India (MRSI) award from Dr.G.Sundararajan, President of MRSI Society during 26th Annual General Meeting (AGM) held at University of Rajasthan, Jaipur from 9-11 February 2015. Prof. K.K.Bamzai received **MRSI Medal-2015** for his work on the preparation & characterization of rare earth oxide materials prepared in the form of single crystal, ceramic and nanoparticles.



Dr.Muthu Senthil Pandian presenting Crystal display in Two Day Workshop on Physics in Engineering organized by **Dr.M.Mahendran**, Dept. of Physics, Thigarajar College of Engg. On 5-6 November 2015



Prof.S.Kalainathan and **Prof. Mihir J. Joshi** and his Ph.D. students in the Crystal Growth Lab, Physics Department, Saurashtra University, Rajkot



**DST-FIST Facilities in
Department of Physics
M.D.T. Hindu College
Tirunelveli**



Dr. K. BALASUBRAMANIAN
Associate Professor
Department of Physics
The M.D.T Hindu College
Pettai, Tirunelveli-627010, Tamilnadu
E-mail: drkbmdt@gmail.com



Shimadzu make

FTIR Spectrometer and

UV-Visible NIR Spectrophotometer



A proposal was submitted to Department of Science and Technology, New Delhi under DST-FIST scheme by **Dr. K. Balasubramanian** from the Department of Physics, The M.D.T Hindu College, Tirunelveli. The proposal was shortlisted by the expert committee constituted by DST and on behalf of the M.D.T Hindu College Dr. K. Balasubramanian made a presentation to the expert committee at Institute of Chemical Technology (ICT), Mumbai. The Department is recommended for financial assistance to purchase Equipments (FTIR, UV-Visible Spectrophotometer and Vickers Microhardness setup), setting up departmental computer lab, departmental library, and renovation of teaching labs under this scheme. Under this scheme, Seventy lakhs (Rs.70,00,000/-) is sanctioned as the total amount and Fifty lakhs (Rs.59,50,000/-) is released as the first installment under this scheme from DST. First installment is utilized for the purchase of Shimadzu make FTIR spectrophotometer, Shimadzu make UV-Visible spectrophotometer and Mitutoyo make Vickers microhardness setup. Shimadzu make FTIR spectrophotometer is a single beam optical system with TGS detector with temperature control system. The accuracy of the FTIR spectrophotometer is $\pm 0.125 \text{ cm}^{-1}$. The samples with low transmittance and thin film sample can also be measured. The light sources of the Shimadzu make UV-Visible spectrophotometer are 20W Halogen lamp, Deuterium lamp built in light source position with automatic adjustment mechanism. The detector of the UV-Visible spectrophotometer is silicon photodiode. The wavelength range is 190 to 1100 nm. The transmission and absorption of the crystal and powder samples can be measured. The installations of all the purchased equipments are in progress.



R.Subramani@Raja, SSN CE received **Best Oral Presentation Award** in XIX National Seminar on Crystal Growth, VIT University, Vellore during 12-14 March 2015



Mr.V.Sivasubramani, SSN CE receiving certificate from **Prof.D.Shanthi** in WPCMA-2015 held at Department of Physics, Anna University, Chennai during 26-27 November 2015

International Conference / Laboratory Visit



Prof.A.K.Barua, M.Srinivasan & Prof.P.Ramasamy participated in PVSEC-25 & GPVC-2015 held from 15-20th November 2015 at Busan Exhibition and *Convention Center in Korea*



Prof.S.Kalainathan, VIT, Vellore delivering invited lecturer in *University of Tokyo, Japan* during June 2015



Prof. S. Kalainthan, VIT University, Vellore visited Prof. Akira YAMADA lab at *University of Tokyo, Japan* during May-June 2015



Prof. R. Ezhil Vizhi, School of Advanced Sciences, VIT University, Vellore presented nine papers in the 20th American Conference on Crystal Growth and Epitaxy (ACCGE-20), held jointly with the 17th U.S. Biennial Workshop on Organometallic Vapor Phase Epitaxy (OMVPE-17) sponsored by the American Association for Crystal Growth (AACG), which was held at the Big Sky Resort in *Big Sky, Montana, USA*, during August 2-7, 2015.

Our Researchers in Foreign Laboratories



Dr. G. Anandha Babu
JSPS Fellow
Graduate School of Engineering
Nagoya University, Japan



Dr. M. Magesh
Post Doctoral Fellow
Optical Single Crystals Group
NIMS, Japan



Dr. G. Senthil Murugan
Post Doctoral Fellow
Centre for Condensed Matter Sciences
National Taiwan University, Taiwan

CRYSTAL RELATED DISCOVERIES

YEAR	INVENTOR	INVENTION	YEAR	INVENTOR (S)	INVENTION
1556	Agricola	Production of various salts	1885	Curie	Minimum surface energy of growth forms
1611	Kepler	Structure of snow crystals	1891	Federov	Space groups
1665	Hooke	Structure of Crystals	1893	Ostwald	Metastable region of supersaturation
1669	Bartholinus	Birefringence of calcite crystals	1898	Tammann	Measurements of nucleation and growth rates
1690	Huygens	Structural interpretation of Birefringence	1900	Ostwald	Dependence of solubility on particle size
1795	Lowitz	Supersaturation and crystallization of salt solutions	1904	Nernst, Brunner	Diffusion layer on a crystal surface
1815	Weiss	Crystal systems	1905	Spezia	Hydrothermal synthesis of quartz
1822	Mitscherlich	Polymorphism	1912	Laue, Friedrich	X-ray diffraction by crystals
1824	Seeber	Lattice structure of crystals	1913	Bragg	X-ray structure analysis
1830	Hessel	Crystal classes	1922	Volmer	Adsorption and surface diffusion processes
1837	Gaudin	Ruby from high temperature solution	1926	Volmer, Weber	Thermodynamic theory of nucleation
1839	Miller	Miller Indices	1927	Kossel	Half crystal position
1849	Bravais	Lattice types and crystal forms	1928	Stranski	Detachment energy
1851	Durocher	Vapor growth of sulphide crystals	1935	Becker, Doring	Kinetic theory of nucleation
1865	Gernez	Reciprocal pairs of salts	1937	Donnay	Morphological aspect
1865	Marangoni	Liquid surface phenomena	1949	Burton, Cabrera, Frank	Spiral growth (BCF theory)
1872	De Coppet	Spontaneous nucleation	1953	Rutter, Chalmers	Constitutional supercooling
1878	Gibbs	Heterogeneous phase equilibrium	1953	Burton, Prism	Effective distribution coefficient
1880	Hannay	Man made diamonds	1955	Hartmann	PBC Vectors

Reference : R.S.Feigelson, 50 Years Progress in Crystal Growth, Elsevier, Netherlands, 2004



INVENTION OF CRYSTAL GROWTH METHODS

Year	Method	Inventor(s)	Original aim
1851	Hydrothermal	De Senarmont	Growth of low temperature polymorphs of refractory materials [SiO ₂ , α-Quartz]
1902	Verneuil	A.V.L. Verneuil	Growth of crystals without crucible [Ruby, Sapphire]
1917	Czochralski	Czochralski	Investigations on the rate of crystallization of metals
1924	Bridgman	Obereimov, Schubnikov	Growth of metal crystals [Bi, Sn, Zn, Mg, Al, Cu]
1925		Bridgman	Growth of metal crystals [W, Sb, Bi, Te, Zn, Sn]
1925		Stober	Growth of NaNO ₃ , Bi and Zn crystals
1936		Stockbarger	Growth of alkali halide crystals [KBr, LiF]
1916	Nacken-Kyropoulos	Nacken	Growth of Salol and benzophenone crystals
1926		Kyropoulos	Growth of alkali halide crystals
1926	Gel growth	Liesegang	Controlled diffusion and the growth process is free from convection [Hippuric acid, PbI ₂ , PbCl ₂]
1928	Zone melting in crucible	Kapitza	Purification and crystal growth of Bi
1952		Pfann	Purification of Ge
1953	Floating zone	Keck, Golay	Purification of Si
1954		Emeis	Purification of Si
1969	Petrov crystallization	T.G. Petrov	Growth of relatively high solubility materials [Rochellesalt, KDP, ADP]
1970	Skull melting	Aleksandrov, Osiko, Tatarinstev	Growth of high melting point materials [Zirconium oxide]
1971	Robertson	D.S. Robertson	Growth of crystals from aqueous solution by the Bridgman technique [TGS, MgSO ₄]
1975	Flux growth	Elwell and Scheel	Growth of crystals grown from different fluxes [KTP]
2005	Unidirectional solution-crystallization	K.Sankaranarayanan, P.Ramasamy	Good quality bulk organic, inorganic and semiorganic single crystals along a specific orientation [KDP, ADP, LAP, ZTS, TGS, L-LMHCl, GPI etc.,]

Novel work done in Crystal Growth

Effect of pH on the morphology, mechanical and optical properties of L-arginine monohydrobromide monohydrate (LAHBr) single crystals

The morphology of LAHBr1 crystal grown from solution with pH 7.2 is effectively modified from the crystal grown from solution with pH 1.8 (Fig. 1a). The morphology of LAHBr1 crystal grown from solution pH 7.2 is matches with the reported morphology. But LAHBr2 crystal grown from solution with pH 1.8 is different with restricted growth along 'c' axis. Due to this restricted growth, the (110), (-110), (011) and (0-11) faces were nearly equal and establishes a pyramidal shape at one end of the crystal and the length of two faces at the other end is reduced (Fig. 1b). Thus the influence on the growth morphology is due to the drastic change in pH of the solution. The Br⁻ ion interaction with solvent and LAHBr molecules are different along different directions of the growing crystal. Hence, the growth rate along different directions is influenced by the increase in Br⁻ when HBr acid concentration increases in the solution prepared from 1:3 molar ratio (pH 1.8).



The grown crystals are shown in Fig. a and Fig. b and their dimensions are $47 \times 42 \times 8 \text{ mm}^3$ (LAHBr1) and $23 \times 7 \times 6 \text{ mm}^3$ (LAHBr2). Growth period of LAHBr1 was 60 days and that of LAHBr2 was 45 days.

LAHBr1 is approximately 2 times harder than that of LAHBr2 and the optical transmittance along the (010) direction is low for LAHBr1 crystal when compared to that of LAHBr2. On the other hand, the measured refractive index n_y of LAHBr1 is higher than that of LAHBr2 crystal. The reason for the above three results may be attributed to the strong interaction of hydrogen bonds. The changes in solution pH affect the adsorption of LAHBr molecules at the LAHBr crystal sites. Hence, it affects the interaction and bonding of each LAHBr molecule that adsorb on the LAHBr crystal sites inside the solution. These changes along the (010) direction might be the reason for decreased H_v and refractive index and increased optical transmittance of LAHBr2 single crystal.



Dr. R. Ramesh Babu
Assistant Professor
Crystal Growth and Thin Film Laboratory
Department of Physics
Bharathidasan University
Thiruchirappalli-620 024
Tamilnadu, INDIA
Email: rampap2k@yahoo.co.in

Reference

[1] K. Sangeetha, R. Ramesh Babu, K. Ramamurthi, Bull. Mater. Sci., 38, 5 (2015) 1419–1422.

Growth of <001> oriented cylindrical shape DKDP crystal by solute-feed based unidirectional growth technique and its characterization

S. K. Sharma*, Sunil Verma, Yeshpal Singh, K. S. Bartwal, P. K. Gupta

Laser Materials Development Devices and Division,
Raja Ramanna Centre for Advanced Technology, Indore-452 013, MP

Crystal shape modification techniques are an important area of research in crystal growth because of the advantage of getting higher yield of the crystal for device applications. Recently authors have reported two novel techniques in this direction. First, the "flat-top technique" [1] was developed to increase the usable volume of the crystal by truncating the pyramidal portion of the crystal and second, the "solute-feed based unidirectional growth technique" to obtain cylindrical shape crystals oriented in a specific direction without the need of evaporation and the supersaturation is maintained throughout the growth run by continuously feeding the solute through a semi-permeable membrane. Since the second technique does not require evaporation, which is commonly adopted in solution growth, thus it provides the unique advantage in case of solvents which are hazardous in nature or where the solvents are not easily available due to their strategic importance, such as heavy water. As an applicability of this technique, the authors report unidirectional growth of a technologically important crystal namely, potassium dideuterium phosphate (DKDP) by this technique using heavy water as solvent. DKDP chemical was synthesised using phosphorous penta-oxide, potassium carbonate and heavy water (99% deuteration) and used for crystal growth. Fig. 1(a) shows the 80 mm long DKDP single crystal grown along <001> crystallographic direction using solute feeding method. The crystal was grown from point seed at a rate of ~ 2 mm/day along <001> axis without any nucleation. The grown crystal was cut to obtain (001) plate from the middle portion, shown as inset in Fig. 1(b), and subsequently characterized for optical quality using spectrophotometer and optical interferometer. Fig. 1(b) shows transmission spectrum for the 2 mm thick (001) plate showing ~ 91% transmittance without accounting for Fresnel reflection losses. Fig. 1(c) show birefringence interferogram in converging beam of light (conoscopy). The high transmittance and distortion free fringes in the interferogram show that the grown crystal has very good quality, indicating that *solute-feed based unidirectional technique* is a useful method of growing good optical quality crystals.

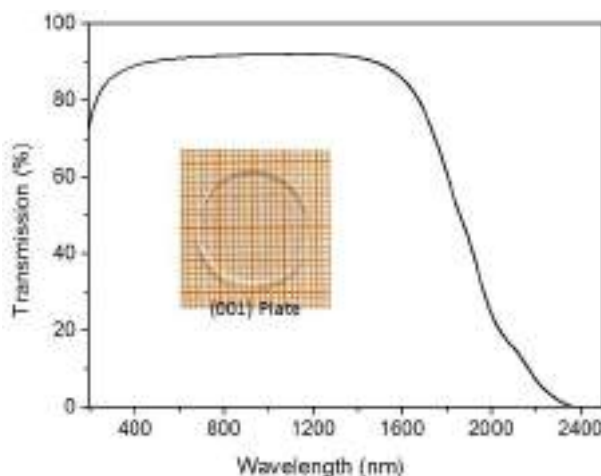


Fig 1. Unidirectional grown DKDP crystal, dia. 19mm, length 81 mm

Fig 2. Transmission spectrum for a ~2 mm thick (001) plates shown in inset

Fig 3. Conoscopy image of the (001) plate

Reference

[1] S. K. Sharma, Sunil Verma, Yeshpal Singh, K. S. Bartwal, Cryst. Engg. Communi. 15 (2013) 9995.

Development of Single Crystals and Devices based on crystals for Nuclear Industry






S.C.Gadkari



Technical Physics Division, Bhabha Atomic Research Centre, Trombay, Mumbai-400085

Under the XII-Plan, single crystals of technologically important materials are being grown in the *Crystal Technology Section* of the Technical Physics Division, BARC. Advanced scintillators like, $Gd_3Ga_3Al_2O_{12}:Ce$, $YAlO_3:Ce$, $Lu_2SiO_5:Ce$, etc have been grown from melts at about $2000^\circ C$ using the Czochralski technique. These crystals find applications as scintillators for nuclear radiation detection and gamma-ray spectroscopy. Single crystals of cerium doped $Li_6Y(BO_3)_3$ and silver doped $Li_2B_4O_7$ have been developed use in detection and measurement of neutrons. Optical, thermo-luminescence, photo-luminescence and scintillation properties of these crystals have been investigated with a view to develop devices useful in nuclear industry. Crystal growth equipment are designed and developed to grow conventional scintillator crystals like $CsI:Tl$ and $NaI:Tl$ up to 50 mm diameter and 75 mm length. The technology is available for transfer to industry for the commercial production.

				
$Gd_3Ga_3Al_2O_{12}:Ce$ crystal under UV-Light	$YAlO_3:Ce$ crystal	$Lu_2SiO_5:Ce$ crystal under UV-Light	$Li_6Y(BO_3)_3:Ce$ crystal under UV-Light	$Li_2B_4O_7$ crystal


Some of the recently grown crystals of oxide scintillators



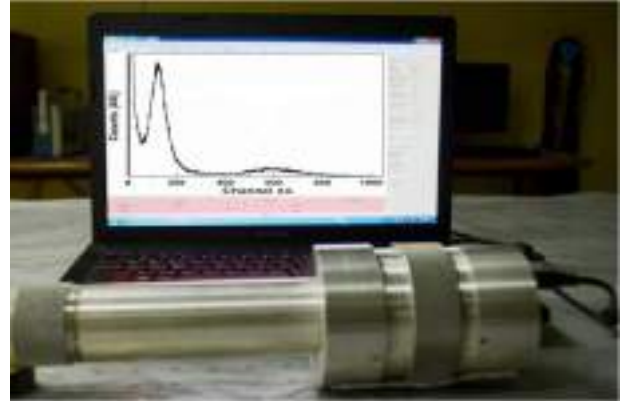
Fig 1. Modified Bridgman systems developed for industrial production of $CsI:Tl$ and $NaI:Tl$ scintillator crystals

Development of single crystals based devices:


Scintillator crystals based different types of devices have been developed for (1) gamma-ray spectroscopy (2) to detect thermal neutrons (3) to record the temporal profiles of flash X-ray sources, (4) to monitor spatial profiles of X-ray beams and (5) to record X-ray radiographs of small items up to 100 mm × 100 mm area. USB based portable set-ups have been developed using the grown crystals.



A portable gamma-ray spectrometer has been developed that uses power from a USB port of a laptop. Scintillator crystals like CsI:Tl, $Gd_3(Ga_3Al_2)O_{12}$:Ce, BGO, etc. have been used with the set-up




A portable neutron detector has been developed using a $Li_6Y(BO_3)_3$:Ce single crystal



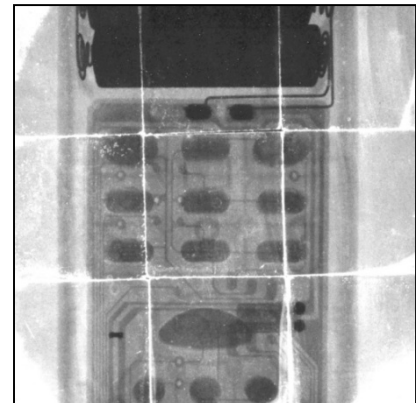
A device to record temporal profiles of flash X-ray sources. Time profiles down to 20 ns have been recorded successfully



A device based on GGAG:Ce crystal and a CCD to record spatial profiles of X-ray beam. The photograph shows the image of an X-ray beam having 2 mm diameter




An X-ray camera developed based on CsI:Tl crystals and a CCD to record X-ray radiographs



The image of an AC remote control showing internal components, PCB tracks, etc.

Design and Construction of Shock Tube and its applications in Single Crystals


Any sudden release of energy like explosion or volcanic eruptions (within few μs) will invariably result in the formation of shock waves since they are one of the effective mechanism of energy dissipation observed in nature. A shock tube is a device that is used to generate shock waves of predetermined strength in a controlled manner. When shock waves propagate through the crystalline solids, it can make structural and mechanical changes and followed by changes its optical, electrical and thermal properties. In the present work we have constructed a shock tube to explore the possible applications of shock waves. The instrument consists of three major parts viz., driver section, diaphragm and driven section.



Shock Damage Threshold

The shock waves are made to hit on a well polished surface of a crystal (L-Tartaric acid crystal, a nonlinear optical material) which is placed at the end of driven section. The surface of the crystal is analyzed by etching studies using an optical microscope (at 40X) after etch shock. Fig. 4 shows the crystal surface before and after the application of shock wave. Well arranged etch pattern is observed on the crystal surface before shock wave hit the crystal surface. When the shock counts are increased the etch pattern become irregular and number of pits are decreased and finally at 17th shock, the crystal got cracked. We define, qualitatively, this number (17) as Shock Damage Threshold (SDT) of this crystal. We are in the processes of formulating a mathematical equation to expresses SDT quantitatively.

Surface of the crystal (a) Cut and polished L-Tartaric acid crystal, (b) Microscopic view of the surface of the crystal (c) Etch pattern of the surface before shock applied (d) Etch pattern after the 5th shock (e) Etch pattern after 17th shock (f) Enlarged view of the crack



Dr. S.A. Britto Dhas
Assistant Professor
Department of Physics
Sacred Heart College
Tirupattur
Vellore-635601
Tamilnadu, INDIA
Email: britto25@gmail.com



Photograph of constructed Shock Tube

Summary:

A shock tube was successfully constructed at low cost and 2.7 Mach number shock wave is generated. The effect of shock wave on the surface of the crystal was analyzed and the shock damage threshold of L-Tartaric acid was determined. The effect of shock waves on thermal properties of the crystal is in progresses.

References

- [1] G. Jagadeesh, K. Takayama, *J. Indian Inst. Sci.*, 82 (2002) 49-57.
- [2] C.S. Kumar, T. Takayamand, K.P.J. Reddy, 'Shock waves made Simple', Wiley, 2014.
- [3] K.P.J. Reddy, N. Sharath, *Current Science*, 104 (2013) 172-176.



CONFERENCE HIGHLIGHTS

XIX National Seminar on Crystal Growth (XIX-NSCG-2015)
March 12-14, 2015 (Sponsored by IACG, DST, BRNS)
Centre for Crystal Growth, VIT University, Vellore-632014, Tamilnadu

“XIX National Seminar on Crystal Growth (NSCG-2015)” was held during 12-14th March 2015 at Centre for Crystal Growth, VIT University, Vellore, Tamilnadu in Association with Indian Association for Crystal Growth. The convener, **Prof.S.Kalainathan** and his team members of the Centre successfully organized the XIX-NSCG. Inaugural address was delivered by Prof. P. Ramasamy, President, IACG. The nicely arranged inaugural function concluded with vote of thanks by **Prof.S.Kalainathan**. There were 35 invited talks and 155 contributed papers. More than 200 participants from all over India participated and presented papers in this conference. The scientific deliberations at the seminar is covered a wide range of topics in Crystal Growth in the form of invited talks and contributory papers. Accepted contributory papers are presented as Oral and Poster presentation. The conference covered various aspects of crystal growth and also focused on the synthesis and characterization to a great extent. As the crystal growth is an interdisciplinary subject of research, it was conducted with the aim of making this seminar as a common platform for the Researcher Scholars and the students working in different areas of research to meet and discuss on the recent trends in the various advanced fields of research.

The participants of the seminar witnessed the presentation on crystal growth and fabrication of devices for various applications. Thus the seminar became the source for learning and enriching the knowledge of the participants in the field of crystal growth and related areas. In this seminar participants presented research papers in the growth of piezoelectric, dielectric, ferroelectric, acoustoptic and nonlinear optical crystals. Many papers reported the growth of crystals employing the novel Sankaranarayanan-Ramasamy (SR) unidirectional growth technique. Further growth of a variety of organic, inorganic and semi-organic and pure and doped single crystals was reported in this seminar. Experimental techniques on solution growth technique, float zone technique, Bridgeman method, Czochralski method and conventional and unidirectional solution growth methods were employed to grow a wide variety of crystals exhibiting a wide range of properties.

Thus, the scientist and researchers from various national laboratories, universities and research centers of our country foreign country were participated in the above seminar and discussed on the growth of single crystals from various techniques. The students participated from various education and research institutes interacted with the experts working in the areas of crystal growth, thin films and material science and enriched their knowledge in these areas. The seminar as a whole motivated and guided the participants to carry out their research in their respective fields and to produce many novel results. Thus the XIX-NSCG successfully ended by fulfilling the aim for which the seminar was organized.



Dr. K. Sethuraman
Assistant Professor

School of Physics, Madurai Kamaraj University, Madurai-625021, Tamilnadu



CONFERENCE HIGHLIGHTS

UGC & BRNS Sponsored Workshop on Preparation, Characterization of Crystalline Materials and Their Applications (WPCCMA – 2015)

November 26-27, 2015

Department of Physics, Anna University, Chennai-600025

The “UGC & BRNS Sponsored Workshop on Preparation, Characterization of Crystalline Materials and Their Applications” held at Department of Physics, Anna University, Chennai during November 26-27, 2015, proved to be a huge success. In attendance were over 125 participants, 15 invited speakers, members of scientific advisory committee and local organizing committee. The vision and ultimate aim of this workshop is to bring the scientists working on cutting edge technology of various fields and young minds (Researchers and Students) together to discuss the new ideas, innovation and make the roadmap to prepare new efficient materials to societal and day to -day applications. This workshop organized in two days to cover many important topics and exciting applications. The main areas adopted by this workshop are Dye sensitized solar cells, optical crystalline materials and growth methods, graphene based nanoassemblies for environmental cleaning applications, simulation and modeling of piezoelectric crystalline materials, preparation of self-collapsing gels, metal ferroelectric insulator silicon capacitors for nonvolatile applications, optoelectronic materials and devices and unidirectional crystals from solution and melt for technological applications. The listed topics were elaborately presented by Scientists and Professors with fruitful discussions along with question sessions for young minds.

Dr.K.Chinnakali, HOD Physics, Anna University, welcomed the gathering. In the inaugural address, Dr. P. Narayanasamy, Dean, CEG Campus, mentioned the role of crystalline materials in science and technology and lauded the efforts of Convenor of this workshop **Dr.R.Gopalakrishnan**, Associate Professor, Department of Physics, Anna University and his research group. Prof. P. Ramasamy, President-IACG delivered the felicitation address. In his address he highlighted the importance of crystalline materials and contribution of scientists to promote high quality research for the benefit of mankind and welfare of the society.

The participants interacted enthusiastically with scientists and raised many questions which paved the way to more interesting and fruitful outcomes to the participants. The two day lectures gave idea to explore the materials for possible applications, thrust areas of ongoing science and technology research, production of highly efficient new materials to accelerate multidimensional applications. Definitely, this workshop will make the students, research scholars and participants move forward towards effective scientific research and make them to be innovators, producers of new findings for benefits of the world and modern society. Speaking at the valedictory function, Dr. K Shanthi, Chairperson, Science and Humanities, congratulated the participants for successfully completing the workshop and appealed them to apply their knowledge in their research and writing career. She assured that Convenor of this workshop and Department of Physics, Anna University, Chennai will organize similar programmes on various fields of science and technology to enhance high quality research. Speaking on the occasion, **Dr. R Gopalakrishnan** delivered his vote of thanks to sponsors of this UGC and BRNS, members of local organising committee and scientific advisory committee and invited speakers for their whole hearted support and contribution, participants, research scholars and student of this department. He highlighted and mentioned that the participants are privileged to have attended the well structured training workshop with the best faculty. He believes that outcome of the workshop should reflect in the scientific output of the organizations and institutions from where the participants came, in the coming years. Finally, the participation certificate was distributed to all the participants of the workshop.

N. Elavarasu

CSIR-Senior Research Fellow

Department of Physics, Anna University, Chennai-600025, Tamilnadu



CONFERENCE HIGHLIGHTS

National Workshop on Crystal Growth, Thin Films and Solar Cells (WCTS-2015), September 4, 2015

PG and Department of Physics, National College, Trichy-620 001, Tamilnadu

PG and Research Department of Physics, National College (Autonomous) conducted a One day National Workshop on Crystal Growth, Thin Films and Solar Cells (WCTS - 2015) on 4th September 2015. In the Inaugural function, **Dr. S. Pari**, Head of the Physics Department welcomed the gathering. **Dr. A. T. Ravichandran**, Convener of WCTS-2015 proposed the theme of the workshop. Dr. K.Anbarasu, Principal inaugurated the Workshop. Dr. Muthu Senthil Pandian, Research Scientist, SSN Research Center, SSN Institution, Chennai and Dr. K. Jeyadheepan, Associate Professor-Research, Department of ECE, SASTRA University, Thanjavur delivered special address. Dr.S.Ravi, Associate Professor of Physics, delivered the Vote of thanks.

Dr.Muthu Senthil Pandian delivered two lectures. First he explained the fundamentals of Crystal Growth, various methods of characterizing the grown crystals and their applications in the field of science and technology. In his second talk, he described the method of fabricating Dye Sensitized Solar Cells (DSSC) and discussed their applications in day-to-day life. He displayed many technologically important nonlinear optical (NLO) and ferroelectric single crystals grown by conventional slow evaporation solution technique and Sankaranarayanan-Ramasamy (SR) methods and different segments of dye sensitized solar cells (DSSC) such as different TiO₂ materials synthesised by Hydrothermal and Sol-Gel technique, Quantum dots deposited by SILAR and chemical bath deposition (CBD) method, different laboratorial synthesised organic dyes, solid-polymer electrolytes in gel and thin film form and finally Pt based materials for cathode. The participants interacted with the resource person and got their clarifications.

One separate session is allotted to visit the National College Instrumentation Facility to have hands on experience to know about sophisticated characterization instruments such as Scanning Electron Microscope (SEM) with EDAX, Flow Cytometer, High Performance Liquid Chromatography, Gas Chromatography and Mass Spectrometry, Atomic Absorption Spectroscopy (AAS), Fourier Transform Infra Red (FTIR) Spectrometer, Fluorescence Spectrophotometer and Vickers Microhardness tester.

Dr.K.Jeyadheepan, Associate Professor-Research, SASTRA University, Thanjavur described the various fabrication processes involved in various Thin Films coating and its applications. He also explained various softwares related to the studies of thin films. More than 150 students and 25 Staff members from 20 colleges in an around Tiruchirappalli actively participated in this workshop. Thus the WCTS-2015 successfully ended by fulfilling the aim for which the seminar was organized.



Dr. P. Ramesh Kumar

Assistant Professor

Department of Physics, Periyar E.V.R. College, Trichy-620023, Tamilnadu

CONFERENCE HIGHLIGHTS

National Conference on Advanced Functional Materials (NCAFM-2015) May 8-9, 2015

Department of Physics, SRM University, Vadapalani Campus, Chennai-26, Tamilnadu

The National conference on Advanced Functional Materials (NCAFM-2015) was organized by the Department of Physics, SRM University, Vadapalani Campus during 8th and 9th May 2015. The conference was sponsored by Department of Science and Technology-Science and Engineering Research Board (DST-SERB), New Delhi.

The inaugural function started with welcome address by Dr.K.Duraivelu, Dean (E&T). Dr.K.Ramachandran, HOD, Department of Physics and Convener of NCAFM 2015 presented the overview of the conference. Dr. S. Ganesan, Registrar, Anna University was the chief guest for the inaugural function. Prof. P. Ramasamy, Dean (Research), SSN College of Engineering and Dr.C.P.Reghunadhan Nair, Scientist-H and Group Director, Vikram Sarabhai Space Centre, Trivandrum were the guests of honors. Dr.C.Muthamizhchevan, Director (E&T) presided over the inaugural function and delivered the presidential address. After lighting the lamp by the dignitaries and few delegates, the conference souvenir was released by Dr.S.Ganesan, Registrar, Anna University. Dr.S.Ganesan inspired the young researchers and Faculty members with his encouraging and motivated speech on the development of Nanotechnology center in Anna University with the involvement and passion of Prof.P.Ramamsamy.

Dr. K. Jagannathan, the organizing secretary of NCAFM-2015 delivered the vote of thanks. The eminent professors and scientists from leading research institutes like Anna University, Chennai, IGCAR, Kalpakkam, National Physical Laboratory, New Delhi, C-MET, GoI, Indian Oil Corporation, ISRO, Central Universities participated to deliver an invited lecture. More than 200 delegates from various institutions were participated in the conference and presented their paper.

Finally, the conference was successfully concluded with a valedictory function presided by **Dr.K.Ramachandran**, Convener, NCAFM-2015. Few oral and poster presentations were selected for the Best Oral/Poster award and the concerned research scholars were felicitated with mementoes.



Dr. R. Ramesh Babu

Assistant Professor, Crystal Growth and Thin Film Laboratory
Department of Physics, Bharathidasan University, Thiruchirappalli-620 024, Tamilnadu



CONFERENCE HIGHLIGHTS

National Conference on Microscopy & Advances in Material Sciences (NCMAMS - 2015), March 2-4, 2015

Crystal Growth & Materials Research Lab, University of Jammu, Jammu-180006

Crystal Growth & Material Research (CGMR) Laboratory of the Department of Physics & Electronics, University of Jammu organizes a three day conference entitled, "National Conference on Microscopy & Advances in Material Sciences" (NCMAMS - 2015) from 2-4, March 2015 in association with Electron Microscopy Society of India (EMSI) – North Zone Chapter and the UGC – SAP programme under the Convenership of **Prof.K.K.Bamzai**. The conference was inaugurated by Dr. K. Muraleedharan, Director DRDO (Technical), Delhi & President Electron Microscope Society of India, who was Chief Guest of the inaugural function. Those present during the inaugural ceremony were Vice Chancellor, University of Jammu, Prof. R. D. Sharma, Prof. R.P.Tondon, President Electron Microscope Society of India, North Zone Chapter as the Guest of Honour, Prof. Vikram Kumar, ex. Director of NPL, Delhi as a special guest, Head, Department of Physics & Electronics, University of Jammu, Prof. Vivek Kumar Gupta, Prof. K.K. Bamzai, Convener of the conference and Dr. Deepa Singh, organizing secretary of the Conference.

Prof. K.K. Bamzai, Convener of the conference welcomed and introduced the gathering the theme of the conference and the national personalities participating in it. Experts from the field of microscopy and material sciences were part of the conference. Abstract book was released during the inauguration of the conference. The plenary lecture was delivered by Dr. K.Muraleedharan. Other scientist who delivered the invited lectrure during the three day of the conference was: Prof. Thamizhavel of Tata Institute of Fundamental Research TIFR-Mumbai, Prof. M.J.Joshi, Saurashtra University, Rajkot, Dr. Chandra Prakash, Solid State Physical Laboratory (SSPL) New Delhi, Dr. P.S.Alegaonkar, Defence Institute of Advanced Technology (DIAT), Prof. B.K. Das, Gauhati University, Guwahati, Prof. D. Mohan, GJUST, Hisar, Haryana, Dr. Pankaj Poddar, CSIR-National Chemical Lab Pune, Prof. Vinay Gupta, University of Delhi, Delhi and others.

On first and second day, the invited talk was followed by poster presentation by the young minds working for their Ph.D degree. During the evening session on the first day Prof. P.N. Kotru, Emeritus Professor of Department of Physics was facilitated by Convener of the conference and their past Ph.D. students. This was followed by cultural event organized by the Jammu & Kashmir Academy of Art Culture & Languages, Jammu to give a glimpse of Jammu & Kashmir culture to the delegates and guests.

Dr. R.A. Vishwakarma, Director, Indian Institute of Integrative Medicine (IIIM), Jammu was the Chief Guest for the valedictory function who also gave best poster presentation awards.

About 75 posters were presented in the poster session conducted during the conference. In order to appreciate the young researchers for their enthusiastic participation and presentation, a team of eminent scientist evaluated their presentations. The BEST POSTER AWARD was given during the valedictory function by Chief Guest which was given to "Flexible Solar Cells Based on P3HT: PCBM Bulk Hetero Junction" by Vishal Sharma et. al., of Delhi University. Two Consolation Prizes was also given to the presenters; the first consolation prize goes to "Bipolar Resistive Switching in Graphene Oxide Based Thin Films Devices" by Puja Sani, of Delhi University and second prize goes to "Influence of Crystallite Size on Acetone Sensing Properties of ZNO Nanomaterials" by Naveen et. al. Kuvempu University, Shimoga Karnataka.

During the whole three day conference there were about thirteen (13) invited talks (IT), 08 oral presentations (OP) and about 75 poster presentations. About 150 delegates from all over India came and participated in this conference.

Prof.K.K. Bamzai

Professor & In-charge

Crystal Growth and Materials Research Laboratory, University of Jammu, Jammu-180006

FORTH-COMING EVENTS

- ❑ **18th International Conference on Crystal Growth and Epitaxy (ICCGE-18)**
7-12 August 2016, Nagoya Congress Center, Nagoya, Japan
Web: <http://www.iccge18.jp/isscg16/>
- ❑ **49th Course High-pressure Crystallography: Status Artis and Emerging Opportunities**
27 May - 5 June 2016, University of Florence, Italy
Web: <http://crystalerice.org/2016/>
- ❑ **DST-SERC School on Lasers and Nonlinear Optics, 22 March - 11 April 2016**
Department of Physics, Pondicherry University, Puducherry-605 014, India
Web: <http://www.pondiuni.edu.in/departments/physics/conferences/>
- ❑ **International Conference on Advances in Functional Materials (AFM-2016)**
8-11 August 2016, Jeju Island, South Korea
Web: <http://afm2016.functionalmaterials.org/>
- ❑ **International Conference on Advanced Materials and Technology (ICMAT), 26-28 May 2016, Sri Jayachamarajendra College of Engineering, Mysuru-570006, Karnataka, India.**
Web: <http://sjcemysore.org/Admin/fileupload/icmat.pdf>
- ❑ **International Conference on Recent Advances in Analytical Sciences (RAAS-2016)**
7-9 April 2016, Department of Chemistry, IIT (BHU), Varanasi-221005, India
Web: http://www.iitbhu.ac.in/raas_2016/
- ❑ **4th National Conference on Hierarchically Structured Materials (NCHSM-2016)**
4-5 March 2016, Department of Physics, SRM University, Ramapuram Campus, Chennai-600 089, Tamilnadu Web: <http://www.srmuniv.ac.in/ramapuram/>
- ❑ **National Conference on Advances in Applied Physics and Materials Science (NCAAPMS-2016) 29-30 January 2016, Department of Physics, Hindustan University, Chennai-603103, Tamilnadu Web: <https://hindustanuniv.ac.in/>**
- ❑ **National Conference on Advances in Materials Science and Nonlinear Science (AMSN-2016), 23-24 February 2016, Department of Physics, B.S.Abdur Rahman University, Chennai-600048, Tamilnadu Web: <http://www.bsauniv.ac.in/>**
- ❑ **Second International Conference on Recent Trends in Materials (ICRTM-2016), 22-23 January 2016, Department of Physics, Devanga Arts College, Aruppukottai-626101, Tamilnadu Web: www.devangaartscollege.com**
- ❑ **National Conference on Recent Trends in Physics & Materials Research, 4-5 February 2016, Research Centre of Physics, Jayaraj Annapackiam College for Women (Autonomous), Periyakulam, Theni District, Tamilnadu
Web: www.annejac.com**
- ❑ **National Conference on Contemporary Research in Advanced Materials Science**
4-5 February 2016, Karpaga Vinayaga College of Engineering and Technology, Padalam-603308, Kanchipuram, Tamilnadu Web: www.kveg.in

SOME OF THE CRYSTAL GROWTH RESEARCH GROUPS



The team at the **Crystal Technology Section, Technical Physics Division, BARC, Mumbai**



Prof.K.K.Bamzai and his Crystal Growth Group in Department of Physics, University of Jammu, Jammu



Dr.R.Mohan Kumar and his Ph.D students,
Department of Physics, Presidency College, Chennai



Dr.J.Madhavan and his Research Students,
Department of Physics, Loyola College, Chennai

**LIST OF CRYSTAL GROWTH RELATED JOURNALS
WITH IMPACT FACTOR – JANUARY 2016**

Journal Name	IF	Journal Name	IF
Advanced Functional Materials	11.8	Journal of Thermal Analysis and Calorimetry	2.042
Advanced Optical Materials	10.88	Materials Letters	2.489
Applied Surface Science	2.711	Materials Chemistry and Physics	2.259
Applied Physics A : Materials Science and Processing	1.704	Materials Research and Bulletin	2.288
Bulletin of Materials Science	1.017	Materials Research Innovations	0.830
Chinese Science Bulletin	1.579	Materials Science and Engineering A	2.567
Crystal Growth and Design	4.891	Materials Characterizations	1.845
Crystal Engineering Communication	4.034	New Journal of Chemistry	3.086
Crystal Research and Technology	0.935	Optical Materials	1.981
Current Applied Physics	2.212	Optics Communications	1.449
Ferroelectrics	0.469	Optics and Laser Technology	1.647
Japanese Journal of Applied Physics	1.127	Optik- International Journal for Light and Electron Optics	0.677
Journal of Crystal Growth	1.698	Progress in Crystal Growth and Characterization of Materials	3.579
Journal of Applied Crystallography	3.984	Physica B:Condensed Matter	1.319
Journal of Alloys and Compounds	2.999	Science of Advanced Materials	2.598
Journal of Physics and Chemistry of Solids	1.853	Solid State Communications	1.897
Journal of Physics D: Applied Physics	2.721	Solid State Science	1.839
Journal of Solid State Chemistry	2.133	Spectrochimica Acta Part A: Molecular and Biomolecular Spectroscopy	2.353
Journal of Physics: Condensed Matter	2.346	Surface Science Letters	1.925
Journal of Materials Chemistry	6.101	Synthetic Metals	2.252
Journal of Materials Science and Technology	1.909	Nuclear Instruments and Methods in Physics Research Section: B	1.124
Journal of Materials Science: Materials in Electronics	1.569	The European Physical Journal of Applied Physics	0.789

FELLOWSHIPS AVAILABLE IN INDIA

● DAE - Dr. K. S. Krishnan Research Associateship (KSKRA)

Stipend: Rs.26000 per month + Benefits Web: <http://www.barc.ernet.in/>

● UGC – Dr. S. Kothari Post Doctoral Fellowship

Stipend: Rs.34100 p.m. to 46500 p.m. and contingency per annum of Rs.100000 Web: <http://www.ugc.ac.in/>

● Jawaharlal Nehru Memorial fellowship (JNMF)

Stipend: The fellowship is tenable for two years and carries a monthly stipend of Rs.1,00,000/-. contingencies 75, 000 p.a . Web: <http://www.jnmf.in/fabout.html>

● Prime Minister's Fellowship Scheme for Doctoral Research

Stipend: Rs.8.7 Lakh per annum for a maximum period of four years. Web: <http://primeministerfellowshipscheme.in/Home.aspx>

● UGC - Rajiv Gandhi National Fellowship (RGNF) for SC/ST candidates

Stipend: Rs.16000 p.m. +HRA for initial 2 years. Rs.18000 p.m. for remaining tenure.

Contegency-16000-25000 /-p.a/. Web: <http://www.ugc.ac.in/rgnf/>

● CSIR-Nehru Science Post Doctoral Research Fellowship

Stipend: Rs.35000 +HRA per month and Rs.3.0 lakh contingency per annum. Web: www.csirhrdg.res.in

● DST - Ramanujan Fellowships

Stipend: Rs.75,000 per month and Rs.5.00 lakh contingency per annum.

Web: http://www.dst.gov.in/scientific-programme/nsti/ramanujan_fellowship.pdf

● DST – JC Bose National Fellowships

Stipend: Rs.25,000 per month in addition to regular income.

Web: http://www.dst.gov.in/scientific-programme/nsti/jc_bose_fellowship.pdf

● SERC – Swarnajayanti Fellowships

Stipend: Rs.25000 per month in addition to regular income. Web: <http://www.dst.gov.in/scientific-programmes/scientific-engineering-research>

● UGC-Post Doctoral Fellowship for Women Candidates

Stipend: Rs.25000 pm for first 2 years and Rs.30000 pm for next 2 years and Rs.50000 p.a. for contingency. Web: <http://www.ugc.ac.in/pdfw/>

● CSIR-Senior Research Fellowship

Stipend: Rs.28,000 per month for initial 3 years and Rs.20,000 contingency per annum. Web: www.csirhrdg.res.in

● Maulana Azad National Fellowship for Minority Students

Stipend: Rs.25000 pm for 2 years and Rs.28000 pm for remaining two years and Rs.25000 contingency. Web: <http://www.ugc.ac.in/>

● Raman Charpak Fellowship

Consolidated Fellowship of Euros 1300 per month including accommodation charges plus Social Security charges to be paid in France for the Indian students through Campus France.

Web: <http://www.inde.campusfrance.org/en/news/charpak-scholarship-awardees-20132014>

● National Solar Science Fellowship Programme

Each selected Fellow will receive a total annual grant of upto 32.00 lakhs comprising emolument of up to 12 lakhs (ii) contingencies of upto 5 lakhs and (iii) research grant of upto 15.00 lakhs Web: www.mnre.gov.in

● DST-Empowerment and Equity Opportunities for Excellence in Science for SC/ST candidates

Web: <http://www.serb.gov.in/home.php>

● UGC-Post Doctoral Fellowship for SC/ST candidates

Stipend: Rs.25000 per month (first 2 years) and Rs.30000 per month (next 3 years) Web: <http://www.ugc.ac.in/pdfss/>

● DST-Jawaharlal Nehru Science Fellowship

Stipend: US\$100,000 for 12 months and offers flexibility to avail it over a total period of three years in any part duration/year. Web: www.dst.gov.in

● DST-Bhaskara Advanced Solar Energy Fellowship programme

Stipend: Minimum 3 months and upto 12 months. Web: <http://indousstf.org/base-program/index.html>

PAST CONFERENCES/SEMINARS/WORKSHOPS



The release of Abstract book in WPCGMA-2015 held at Department of Physics, Anna University, Chennai during 26-27 November 2015



Prof. Vikram Kumar, NPL, New Delhi addressing the audience during the inauguration ceremony in NCMAMS-15, Department of Physics, University of Jammu from 2-4 March 2015



The Pro-Vice Chancellor handing over the Memento to **Prof.Fumio Hamada** in XIX National Seminar on Crystal Growth, VIT University, Vellore during 12-14 March 2015



Dr.P.Murugakoothan delivering Keynote Address in National Conference on Advanced Materials and Solar Energy, Dept. of Physics, KPR Institute of Technology, Coimbatore during 28th October 2015



Dr.R.Ramesh Babu delivering Invited Talk in NCAFM-2015 organized by Department of Physics, SRM University, Vadapalani Campus during 8-9 May 2015



Dr.Muthu Senthil Pandian delivering Invited Lecture in Workshop on Physics in Engineering, Dept. of Physics, Thigarajar College of Engg. during 5-6 November 2015



Inauguration of National Seminar on “Trends in Crystal Physics-TCP2015” held at Madras Christian College (Autonomous), Chennai during 13th February 2015



Inauguration of One Day Conference on Recent Trends in Advanced Materials Science (RAMS-2015) held at PG & Research Department of Physics, Periyar EVR College, Tiruchirappalli during 11th February 2015



The Convenor handing over the Memento to **Dr.R.Ramesh Babu** in State level Seminar on Exploration of Nanomaterials in Department of Physics, Sri S. Ramasamy Naidu Memorial College, Sattur during 29 September 2015



Dr.K.V.R.Murthy, President-LSI handing over the Memento to the Invited Speaker in Workshop on Light Emitting Devices and Materials, Department of Physics, Govt. College, Rajamundry during 20th November 2015



The chair person handing over the Memento to **Dr.R.Sivakumar** in WPCMA-2015 held at Department of Physics, Anna University, Chennai during 26-27 November 2015



Dr.S.Ganesamoorthy from IGCAR delivering Invited Lecture in WPCMA-2015 held at Department of Physics, Anna University, Chennai during 26-27 November 2015




Warm welcome of **Prof.S.Kalainathan**, VIT University, Vellore by **Prof. Hiren H. Joshi**, HOD, Physics Dept. Saurashtra University, Rajkot and **Prof. Mihir J. Joshi**



The Convenor **Dr.R.Gopalakrishnan** handing over the Memento to the speaker in WPCMA-2015 held at Department of Physics, Anna University, Chennai during 26-27 November 2015



Dr.S. Brahadeeswaran is delivering Invited Lecture in Crystal Growth in WPCMA-2015 held at Department of Physics, Anna University, Chennai during 26-27 November 2015



Dr.Muthu Senthil Pandian delivering Invited Lecture in National Workshop on Crystal Growth, Thin Films and Solar Cells, Dept. of Physics, National College, Trichy during 4th September 2015



Dr.R.Ramesh Babu delivering Invited Talk in Physics of bulk and Nanomaterials and Devices organized by Department of Physics, BIT-Anna University, Trichy during 20th March 2015



Prof.S.Moorthy Babu delivered Guest Lecture in Department of Physics, Valliammai Engineering College, Chennai during 8th April 2015



The Convenor **Dr.R.Gopalakrishnan** handing over the Memento to the **Dr.M.Chitra** in WPCMA-2015 held at Department of Physics, Anna University, Chennai during 26-27 November 2015



Mr.P.Aravinth Kumar, SSN CE receiving certificate from **Prof.D.Shanthi** in WPCMA-2015 held at Department of Physics, Anna University, Chennai during 26-27 November 2015



Dr.S.Pari handing over the Memento to **Dr.Muthu Senthil Pandian** in National Workshop on Crystal Growth, Thin Films and Solar Cells, Department of Physics, National College, Trichy during 4th September 2015



Department of Physics faculties, The American College, Madurai organized One Day National Seminar Recent Trends in Energy Materials and Technologies during 14th August 2015



National Seminar on New Engineering Materials and their Applications in Department of Physics, Valliammai Engineering College, Chennai during 27th April 2015



Dr.K.Sivakumar and **Dr.M.Mahendran** with the members of Workshop on Physics in Engineering in Department of Physics, Thigarajar College of Engineering during 5-6 November 2015



The Convenor **Dr.R.Gopalakrishnan** handing over the Memento to the **Dr.Radha Perumal Ramasamy** in WPCCCMA-2015 held at Department of Physics, Anna University, Chennai during 26-27 November 2015



Dr.R.Gopalakrishnan distributing certificates to the participant as chief guest in National Seminar on Trends in Crystal Physics-TCP2015 held at Madras Christian College, Chennai on 13th February 2015



The release of Abstract Book in Workshop on Light Emitting Devices and Materials, Department of Physics, Government College, Rajamundry, AP organized by **Dr.K.Ramachandra Rao** during 20th November 2015



Prof.S.Moorthy Babu handing over the Memento to **Prof.C.Sanjeeviraja** in WPCCCMA-2015 held at Department of Physics, Anna University, Chennai during 26-27 November 2015



Resource Persons and Participants in WPCCCMA-2015 held at Department of Physics, Anna University, Chennai during 26-27 November 2015



The Convenor **Dr.S.Ananth** delivering about the Department Research activities in National Conference on Advanced Materials and Solar Energy, Dept. of Physics, KPR Institute of Technology, Coimbatore on 28th October 2015



Prof.P.Ramasamy delivering Inaugural address in One Day Conference on Recent Trends in Advanced Materials Science (RAMS-2015) held at PG & Research Department of Physics, Periyar EVR College, Trichy on 11th February 2015

Prof.P.Narayanasamy, Prof.P.Ramasamy and the Convenor **Dr.R.Gopalakrishnan** in WPCMA-2015 held at Department of Physics, Anna University, Chennai during 26-27 November 2015



The Convenor **Dr.R.Gopalakrishnan** chairing the session for **Dr.C.Sanjeeviraja** in WPCMA-2015 held at Department of Physics, Anna University, Chennai during 26-27 November 2015

The Principal handing over the Memento to **Dr.Muthu Senthil Pandian** in National Conference on Advanced Materials and Solar Energy, Dept. of Physics, KPR Institute of Technology, Coimbatore during 28th October 2015



Dr.R.Ramesh Babu delivering Invited Talk in Seminar on Exploration of Nanomaterials held at Department of Physics, Sri S. Ramasamy Naidu Memorial College, Sattur during 29th September 2015

Dr.P.Mani, BIT-Anna University receiving certificate from **Prof.D.Shanthi** in WPCMA-2015 held at Department of Physics, Anna University, Chennai during 26-27 November 2015



The release of Abstract Book in National conference on Advanced Functional Materials (NCAFM-2015) organized by Department of Physics, SRM University, Vadapalani Campus during 8-9 May 2015



Invited Speakers and other Participants in National Conference on Advanced Materials Science-2015 organized by Department of Physics, Jerusalem College of Engineering, Chennai during 22th July 2015



The release of Abstract Book in Workshop on Physics in Engineering organized by **Dr.M.Mahendran** in Department of Physics, Thigarajar College of Engineering during 5-6 November 2015



Prof. K.K.Bamzai with his group members during poster session of 26th AGM of MRSI at University of Rajasthan, Jaipur from February 9-11, 2015.



Mr.Rm.Jauhar, Pachaiyappa's College receiving certificate from **Prof.D.Shanthi** in WPCMA-2015 held at Department of Physics, Anna University, Chennai during 26-27 November 2015



Prof.P.Ramasamy delivering Inaugural Address in National Conference on Emerging Trends in Materials and Methods, Dept. of Physics, KSR College of Arts and Science for Women, Namakkal during 7th October 2015



The Convenor **Dr.R.Gopalakrishnan** delivering Vote of Thanks in WPCMA-2015 held at Department of Physics, Anna University, Chennai during 26-27 November 2015



Prof. P.N.Kotru with some of his Ph.D. students after the felicitation ceremony in NCMAMS-2015, Department of Physics, University of Jammu from 2-4 March 2015



Dr.Muthu Senthil Pandian delivering Special Lecture in Workshop on Light Emitting Devices and Materials, Department of Physics, Government College, Rajamundry, AP during 20th November 2015



Dignitaries sitting on the dais during the Inauguration function in National Conference on Microscopy & Advances in Material Sciences, Department of Physics, University of Jammu from 2-4 March 2015



Dr.P.Selvarajan delivering Invited Lecture in National Conference on Recent Trends and Advances in Physics organized at Department of Physics, MDT Hindu College, Tirunelveli during February 19-20, 2015



Dr.P.Murugakoothan delivering Invited Lecture in National Conference on Advanced Materials and Solar Energy, Dept. of Physics, KPR Institute of Technology, Coimbatore during 28th October 2015



Principal presenting shawl to **Prof.K.Ramamurthi** in One Day Conference on Recent Trends in Advanced Materials Science (RAMS-2015) held at PG & Research Department of Physics, Periyar EVR College, Tiruchirappalli during 11th February 2015



The release of Abstract Book in National Conference on Emerging Trends in Materials and Methods, Dept. of Physics, KSR College of Arts and Science for Women, Namakkal during 7th October 2015



The release of Abstract Book in National Conference on Advanced Materials Science-2015 organized by Department of Physics, Jerusalem College of Engineering, Chennai during 22th July 2015



During the inaugural function in WPCMA-2015 held at Department of Physics, Anna University, Chennai during 26-27 November 2015



Dr.R.Mohan Kumar delivered guest Lecture in Department of Physics, Valliammai Engineering College, SRM Nagar, Chennai during 5th March 2015



The Pro-Vice Chancellor handing over the Memento to **Prof.K.Byrappa** in XIX National Seminar on Crystal Growth, VIT University, Vellore during 12-14 March 2015

HONORS/AWARDS



The Pro-Vice Chancellor handing over the Memento to **Prof.P.Ramasamy** in XIX National Seminar on Crystal Growth, VIT University, Vellore during 12-14 March 2015



The Convenor **Dr.R.Gopalakrishnan** handing over the Memento to **Prof.P.Ramasamy** in WPCMA-2015 held at Department of Physics, Anna University, Chennai during 26-27 November 2015



Principal presenting shawl to **Prof.P.Ramasamy** in one Day Conference on Recent Trends in Advanced Materials Science in PG & Research Department of Physics, Periyar EVR College, Trichy during 11th February 2015



The founder **Dr.K.S.Rangasamy** handing over the Memento to **Prof.P.Ramasamy** in NCETMM-2015, Dept. of Physics, KSR College of Arts and Science for Women, Namakkal during 7th October 2015



Prof.C.Sanjeeviraja handing over the Memento to **Dr.R.Gopalakrishnan** in WPCMA-2015 held at Department of Physics, Anna Univ., Chennai during 26-27 Nov., 2015



The Principal handing over the Memento to **Dr.P.Murugakoothan** in NCAMSE-2015, Dept. of Physics, KPR Institute of Tech. Coimbatore during 28th October 2015



INDIAN ASSOCIATION FOR CRYSTAL GROWTH

Centre for Crystal Growth, SSN College of Engineering,
Chennai-603 110, Tamilnadu, INDIA



Prof. P. Ramasamy
Dean (Research), SSN CE
President



Dr. R. Gopalakrishnan
Anna University, Chennai
Treasurer



Dr. Muthu Senthil Pandian
Research Scientist, SSN RC
Editor-IACG News Letter

IACG "PROF.P.RAMASAMY NATIONAL AWARD FOR CRYSTAL GROWTH"

Norms for the Award

1. Any Indian Scientist who has contributed to the field of crystal growth is eligible for the award.
2. Any foreign scientist who has contributed to the development of crystal growth activities in India is eligible for the award.
3. Individual or Institution/Laboratory can be considered for the award.
4. Preference will be given to the crystal growth research carried out in India.
5. The research works carried out in the preceding five years of the year of award to be considered primarily for the award.
6. There is no age limit.
7. Self nomination/Nomination by the member of IACG/Nomination by an Institution can be accepted.
8. Scientist/Institution awarded once will be eligible for this award again only after five years from the date of previous award.
9. Award will be given once in two years, initially. Any more donation from any donor under same title is to be additive to the sum already donated and the award can be given annually.
10. The President, IACG may take the advice of the committee constituted by him for the purpose of selecting suitable awardee (s) and the decision of the President will be final.

SANKARANARAYANAN-RAMASAMY (SR) METHOD GROWN CRYSTALS



Sodium Sulfanilate Dihydrate
P.Ramasamy, **SSNCE**




LCH-Dr.Sunil
Verma, **RRCAT**



L-LLDN-
Dr.R.Ramesh Babu, **BU**



BP-Dr.K.Sankaranarayanan
Alagappa University




ADP-Dr.P.Rajesh
SSNCE



Diglycine Zinc Chloride Dihydrate-
Dr.Muthu Senthil Pandian, **SSNRC**



LPCCM-
Dr.G.Bhagavannarayana, **NPL**



BTCA-Prof.K.Kishan Rao
Kakatiya Univ, Warangal



Benzophenone-
Dr.M.Arivanandhan, **Anna Univ.**



Ammonium Dihydrogen Phosphite
-Dr.K.Sethuraman, **MKU**



Benzil - Dr.R.Gopalakrishnan
Dept. of Physics, Anna University, Chennai



L-Threonine - Dr.S.Jerome Das
Loyola College, Chennai



UGPI-Dr.S.Kalainathan
VIT, Vellore



LAM- Dr.C.Urit Chareon-In
Thailand




LTA-Dr.P.Ramesh Kumar
Periyar EVR College



HA-Dr.N.Vijayan
NPL, New Delhi



Mixed $\text{NaCl}_{0.98}\text{Br}_{0.02}\text{O}_3$ -
Jingran Su et. al, **China**



SrLM-Dr.A.Senthil et. al,
SRM University



NiSO_4 -Dr.H.Rezagholipour
Diazji, **Iran**



(010) Face TGS - Dr.K.B.R.Varma
et. al, **IISc, Bangalore**



Zn-Mn- Dr.K.Ramachandra Rao
Government College, Rajamundry



LAP - Dr.B.Riscob
IPR, Gujarat



L. Jayanthi, Dr. N. Prabhavathi
Sri Sarada College for Women, Salem



The release of IACG News Letter-2015, Issue-27 in **XIX National Seminar on Crystal Growth (NSCG-2015)** held at Centre for Crystal Growth, School of Advanced Sciences, VIT University, Vellore during March 12-14, 2015



Prof.K.Byrappa, Vice-Chancellor, Mangalore University receiving "IACG-Prof.P.Ramasamy National Award for Crystal Growth" at XIX NSCG held at VIT University, Vellore during March 12-14, 2015



Dr.A.K.Karnal, Scientific Officer-G, LMDDD, RRCAT, Indore receiving "IACG-Prof.P.Ramasamy National Award for Crystal Growth" at XIX NSCG held at VIT University, Vellore during March 12-14, 2015

